

The recently concluded high-level policy meetings between US and Chinese leaders highlighted China's crucial role in the global economy and the international financial system. In order for the global economy to continue its revival, sturdy growth in China and a decent recovery in the United States are essential.

December 2009

For Institutional Investors Only

insights

ING INVESTMENT MANAGEMENT

The Chinese Economy, Policy Issues and Prospects

The Chinese economy is in the midst of robust rebound. Chinese authorities acted quickly in response to the global financial crisis and economic slowdown, easing both fiscal and monetary policy substantially to support the economy. Monetary authorities cut the policy rate, lowered reserve requirements and encouraged banks to lend. The magnitude of fiscal expansion was quite impressive, as public spending was ratcheted up, mainly on various public investment projects but also by increasing public consumption and transfers.

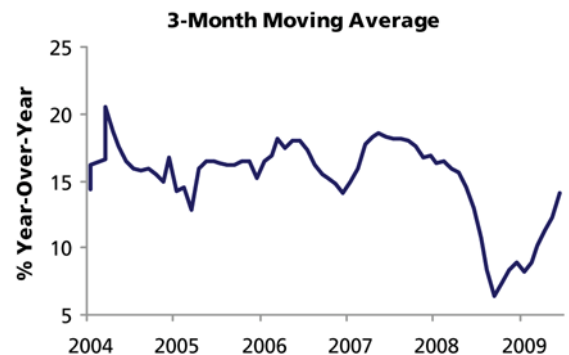
Crisis related discretionary expenditures in China are expected to amount to over 3.0% of GDP during 2009 and 2.7% of GDP in 2010. In the US, Japan and Germany, this metric is expected to come in at 2.0%, 2.4% and 1.6% of GDP in 2009, respectively, according to the International Monetary Fund.

Industrial production growth in China has rebounded forcibly. While industrial production in the major developed countries — such as the US, Japan and Germany — is still below year ago levels, Chinese industrial production growth merely slowed during the height of the crisis and is again growing at a sturdy pace, around 15% compared with a year ago.

A variety of other measures are also indicative of a recovering economy. Business confidence has come back since the beginning of the year. Consumer confidence has risen lately as well, although it remains markedly below 2007 and early 2008 levels, and consumption has proved to be fairly resilient. Nominal retail sales have continued to rise, though its pace has slowed since around mid-2008.

Vehicle sales in China have been rising steadily and on a year-to-date basis they have surpassed those in the United States. Of course the number of vehicles

Chart 1: Chinese Industrial Production Has Rebounded

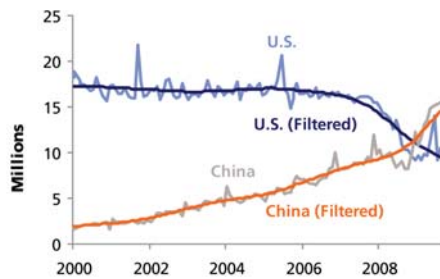


Source: Reuters EcoWin

per 1,000 persons in China is well below that of the US and other high-income countries, at about 30 vehicles per 1,000 persons compared to 700 per 1,000 persons in the US (according to the World Bank's World Development Indicators). However, with rising per-capita income and modernisation of its economy and infrastructure, the demand for vehicles in China should grow.

The Chinese economy is poised for strong growth next year, with the leading index of economic indicators (which incorporates such metrics as new orders, jobless claims, money supply, average workweek and building permits) rising sharply. However, consumer prices on a year-ago basis in China are declining. In 2007 and early 2008 consumer prices had risen as food prices shot up. With food prices falling since late 2008, consumer prices have followed suit. There has also been a much larger decline in producer prices, probably reflecting the vast amount of excess capacity in Chinese manufacturing industries.

Chart 2: Vehicle Sales in China Now Exceed Those in the U.S.



Source: Reuters EcoWin

Currency Politics

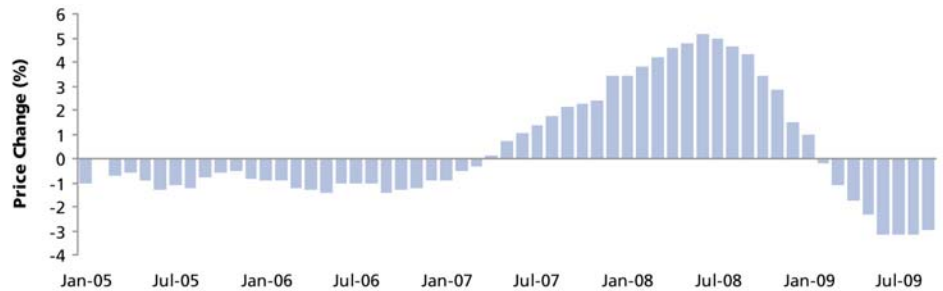
Due to excess capacity in China and its policy of keeping its currency “undervalued,” the prices of Chinese imports into the US remain contained. Indeed, US import prices of Chinese goods on a year-ago basis have been declining since March of this year.

The US’s large and persistent bilateral trade deficit with China and China’s policy of keeping its currency undervalued long have been points of contention between the two countries. While it is politically convenient (in the US, at least) to hold the Chinese authorities solely (or, at best, largely) responsible for the significant and persistent bilateral trade deficit, it should be noted that the US trade deficit can be reduced through 1) weak aggregate demand in the US, 2) strong aggregate demand in the rest of the world, 3) a weak dollar or 4) some combination of these factors.

For the US, a weaker dollar and strong demand for its exports in the rest of the world is much preferred over weak aggregate demand. Though US manufacturing industries and exporters seek a weak dollar, consumers and non-manufacturing industries — including the financial services industry — are in favour of a strong dollar because it keeps inflationary pressures in check and the prices of imported goods and foreign assets low.

The US administration, arguing that the renminbi is undervalued, is likely to press China to allow its currency to appreciate, while at the same time maintaining its rhetoric that it favours a strong-dollar policy. However, given that exports to the US constitute a substantial share of China’s global exports (nearly 18%), the Chinese authorities are likely to be cautious about allowing the renminbi to appreciate.

Chart 3: U.S. Import Prices of Chinese Goods Have Been Declining for the Last Eight Months



Source: Reuters EcoWin

Rebalancing and Prospects

It is in the long-run interests of China to gradually rebalance its economy from exports and investment to private consumption and domestic demand. An economy more focused on private consumption and domestic demand would raise the quality of life for the majority of China’s population.

The Chinese authorities can implement numerous measures to boost private consumption, including reducing household income tax, increasing transfers to vulnerable and low-income segments of its population, and enhancing social safety mechanisms. Increases in public sector expenditures on health and education would enable Chinese households to reduce their savings and increase their consumption.

Policies to liberalise interest rates would increase deposit rates and boost the financial incomes of households. The development and the deepening of the domestic bond market would reduce the need for large corporate-sector savings and provide another alternative avenue for Chinese corporations to obtain financing.

China's economic transformation over the past few decades has been very impressive. GDP per capita has risen from less than US\$500 in 1990 to about US\$3,500 as of 2009 — a seven-fold increase within a span of two decades is indeed miraculous. But many policy challenges remain to ensure steady progress and a successful evolution to a medium-income country.

Implementation of structural reforms in the financial sector, public finances and the capital markets will reduce risks and improve the standard of living and income distribution across regions in China. Better supervision of bank lending and prudential rules would curb imprudent short-term credit growth and mitigate the possibility of a large-scale outbreak of non-performing loans.

The outlook for China for the coming year is favourable, as are its prospects for the medium term provided structural reforms are carried out and risks are well managed. The main policy issues facing China's future are improving its monetary policy, employing greater flexibility in its exchange rate, enacting banking and structural reforms, reducing its rural/urban income disparity and effectively managing its relationship with the US.

ABOUT THIS DOCUMENT

This report has been reproduced from material published by ING Investment Management's Americas Office.

This report does not make any recommendation about an individual's investments, and this information should not be considered investment advice. Any opinions expressed herein reflect our judgment at this date and are subject to change. Certain of the statements contained herein are statements of future expectations and other forward-looking statements that are based on management's current views and assumptions and involve known and unknown risks and uncertainties that could cause actual results, performance or events to differ materially from those expressed or implied in such statements. Actual results, performance or events may differ materially from those in such statements due to, without limitation, (1) general economic conditions, (2) performance of financial markets, (3) interest rate levels and (4) increasing levels of loan defaults (5) general competitive factors (6) changes in laws and regulations (7) changes in the policies of governments and/or regulatory authorities.

ING Investment Management assumes no obligation to update any forward-looking information contained in this document. Past performance is not indicative of future results.

ING Investment Management Limited
 ABN 23 003 731 959
 Level 21, 83 Clarence Street
 Sydney NSW 2000 Australia

INVESTMENT MANAGEMENT



Disclaimer

This document contains proprietary information of ING Investment Management Limited (INGIM) ABN 23 003 731 959, AFS Licence 233793. This material is for information purposes only, and does not constitute investment advice, and is not intended as an endorsement of any specific investment. Information and opinions are derived from proprietary and non-proprietary sources. Past performance is no guarantee of future results. While reasonable care has been taken to ensure that the information contained herein is not untrue or misleading at the time of publication, ING Investment Management makes no representation that it is accurate or complete.

Copyright and database rights protection exists in this report and it may not be reproduced, distributed or published by any person for any purpose without the prior express consent of ING Investment Management. All rights are reserved.